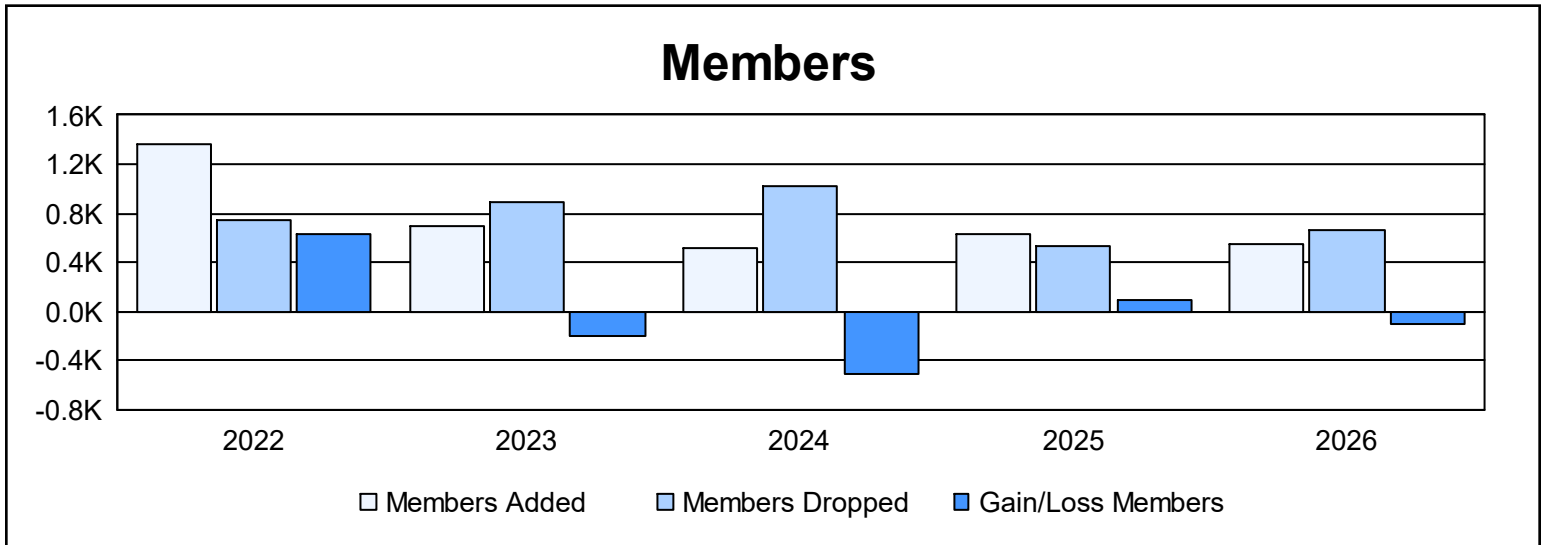
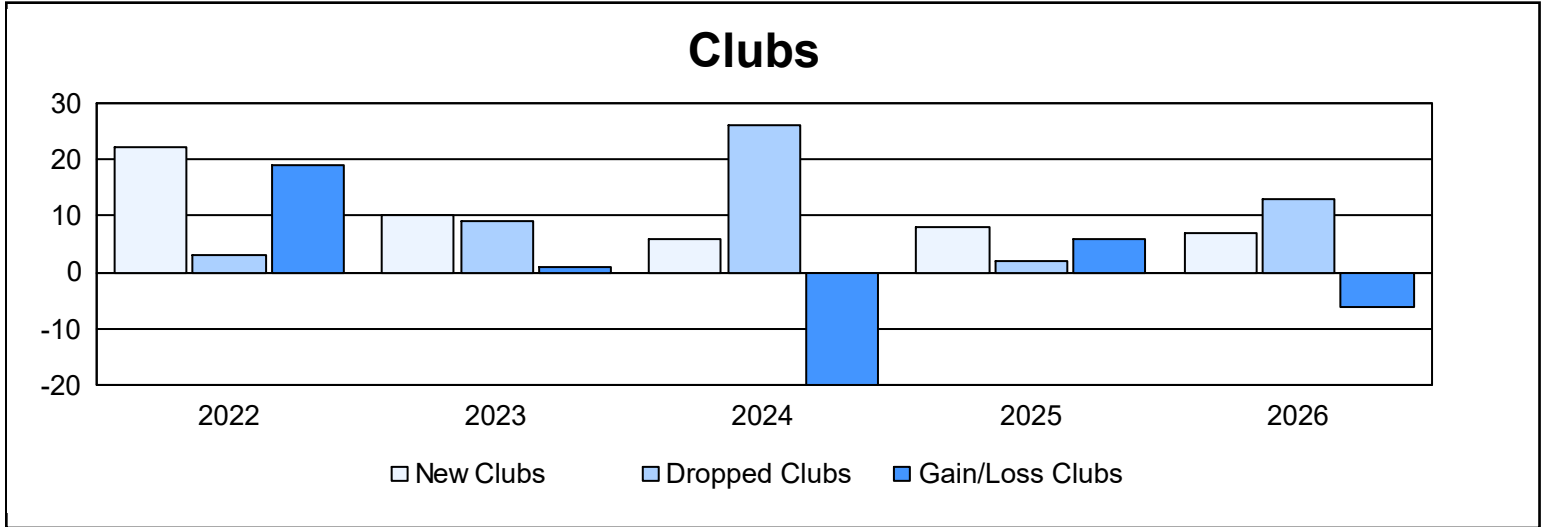


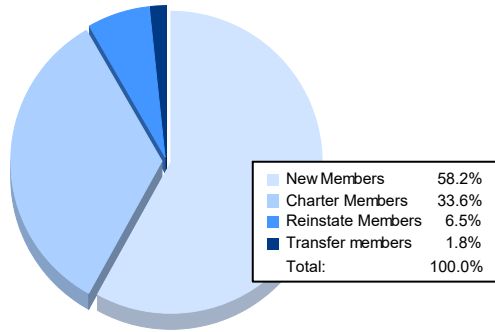
**Multiple District R**

As of May 2026 Cumulative

Year	New Clubs	Dropped Clubs	Gain/ Loss Clubs	New Members	Charter Members	Reinstate Members	Transfer Members	Total Member Added	Total Members Dropped	Gain/ Loss Members
2021-2022	22	3	19	696	622	41	1	1,360	737	623
2022-2023	10	9	1	310	327	45	6	688	893	-205
2023-2024	6	26	-20	300	152	50	10	512	1,019	-507
2024-2025	8	2	6	352	189	78	16	635	540	95
2025-2026	7	13	-6	324	187	36	10	557	667	-110
<b>Average</b>	<b>11</b>	<b>11</b>	<b>0</b>	<b>396</b>	<b>295</b>	<b>50</b>	<b>9</b>	<b>750</b>	<b>771</b>	<b>-21</b>



### Membership Composition May 2026 Cumulative



### Gender Composition May 2026 Cumulative

